

## Question on Power Client Deployment on PB 2019 R3 Build 2703:

Is there a way to rollback the deployment from the client install Desktop ?

Explanation is as below:

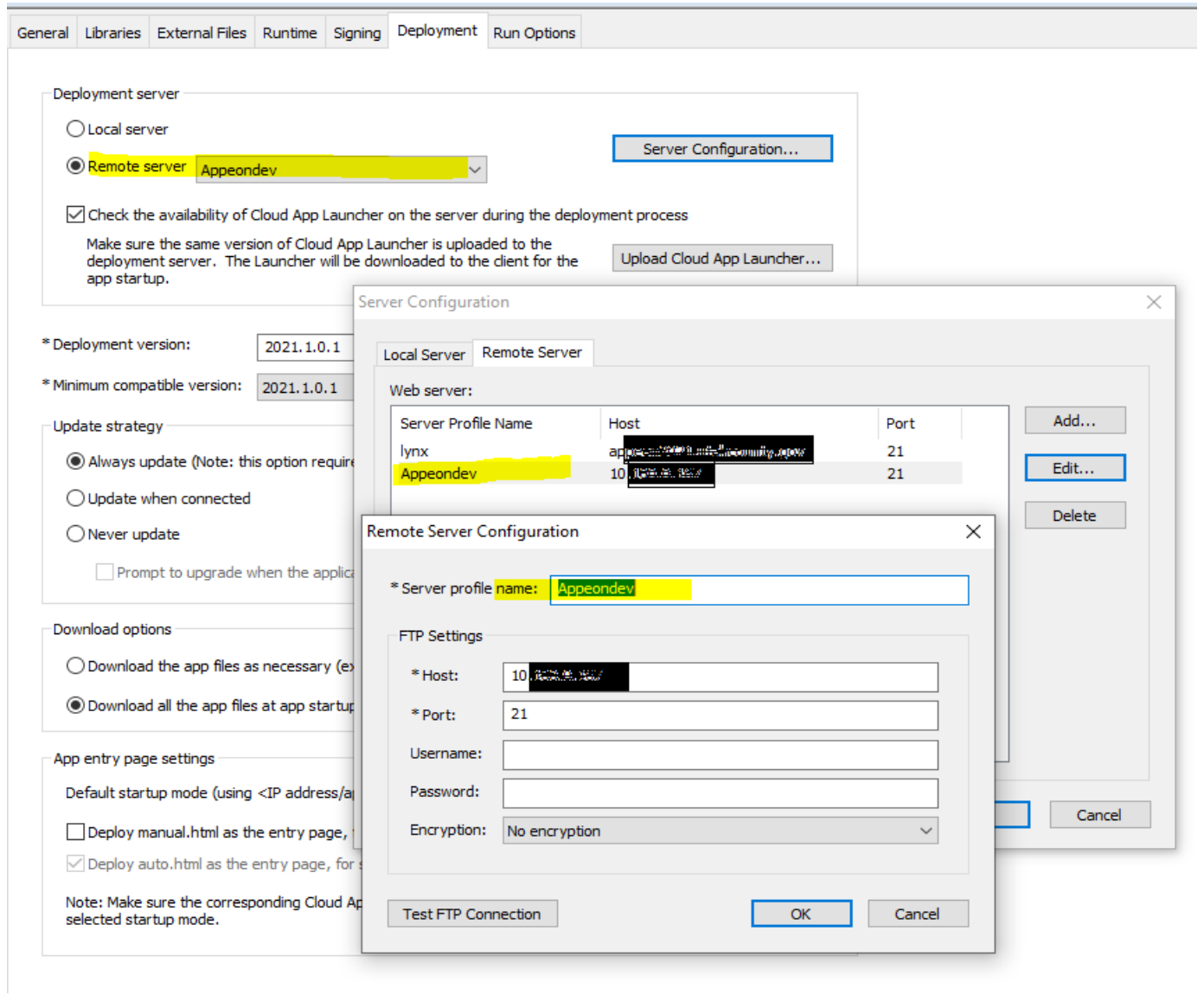
Power Client Build deployment to the IIS server as follows:

The screenshot shows the Visual Studio deployment configuration window for a project named "p\_prototype\_pc \* (uprototype)". The "Deployment" tab is active, showing settings for a remote server named "Appeondev". The "Deployment version" and "Minimum compatible version" are both set to "2021.1.0.1". The "Update strategy" is set to "Always update". The "Download options" are set to "Download all the app files at app startup". The "App entry page settings" show "Startup with background service" as the default mode. A red box highlights the version selection area, and a red triangle points to the dropdown menu for the "Deployment version" field, which shows two options: "2021.1.0.1" and "2021.0.0.1".

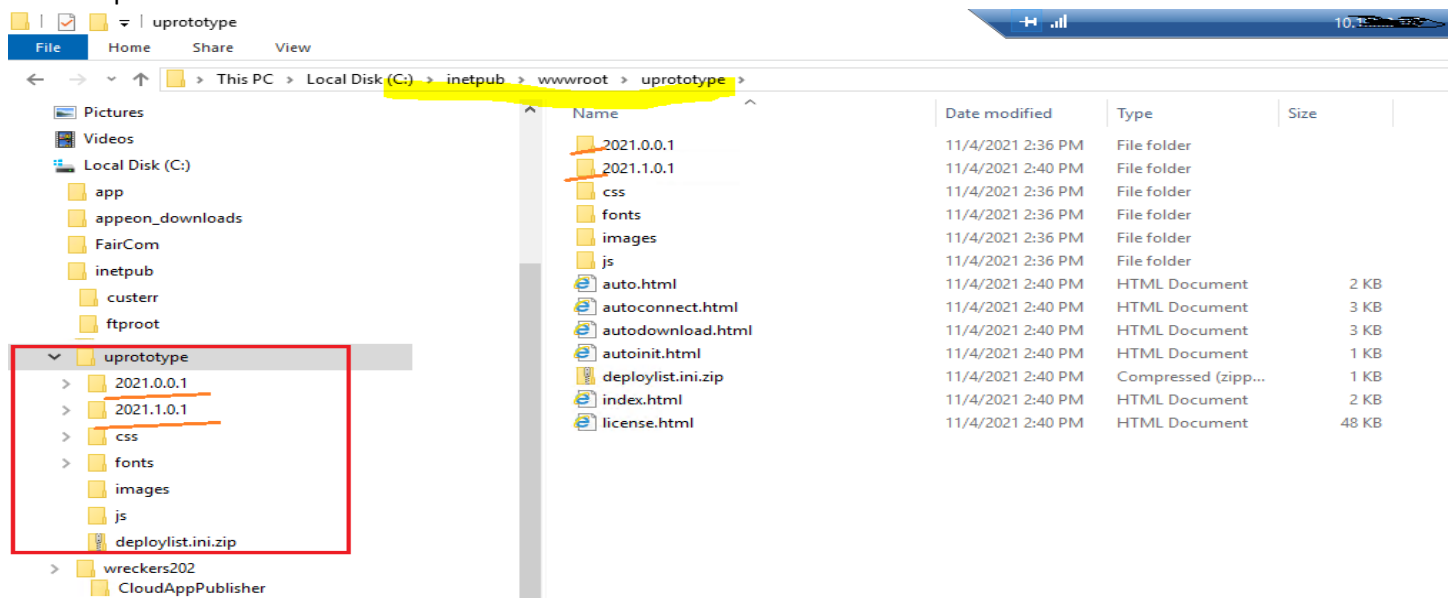
There are 2 version of the uprototype App

1. Version : 2021.0.0.1
2. Version : 2021.1.0.1

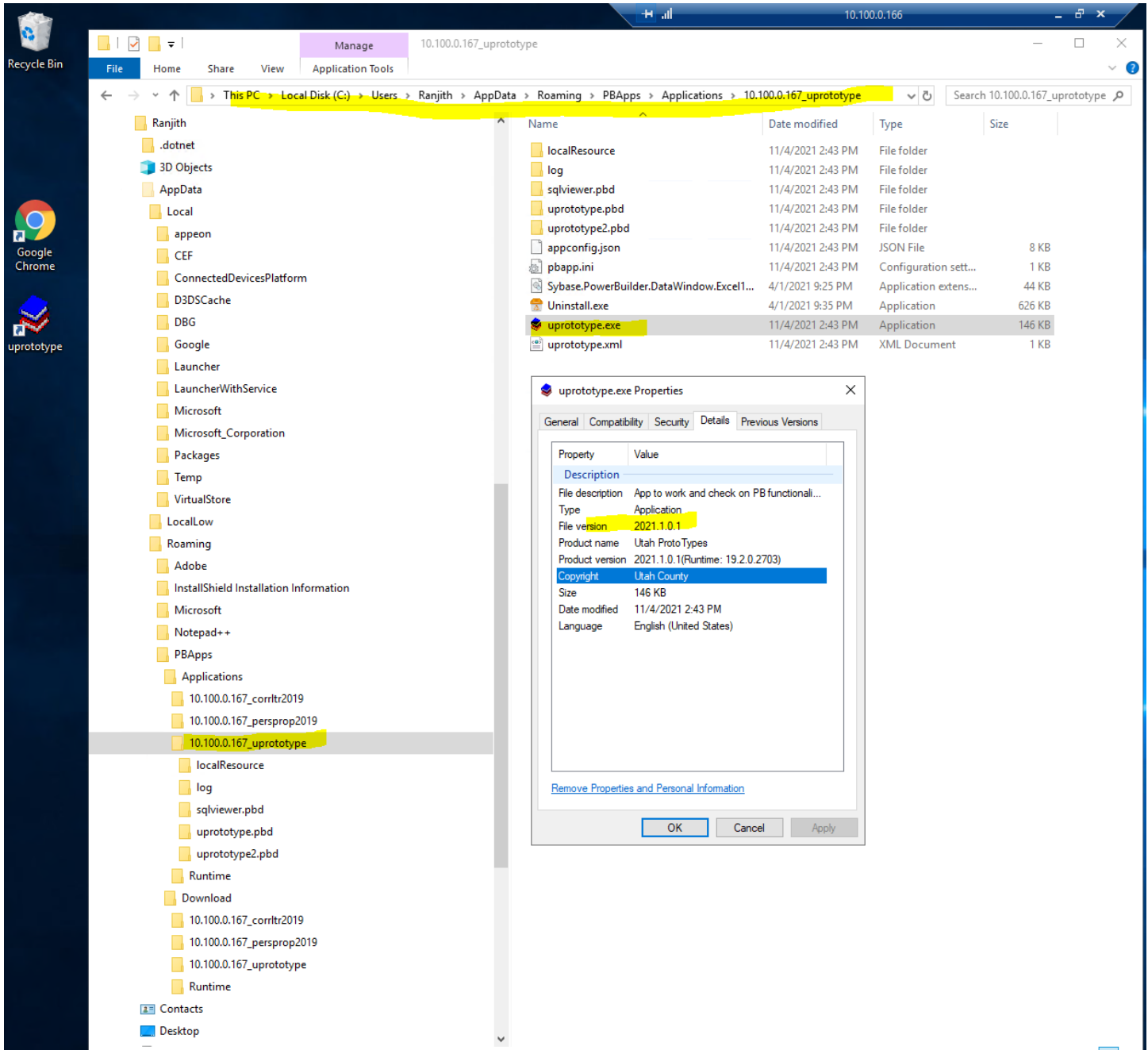
Appeon DEV remote server is configured for the deployment as below:  
The versions are published on the IIS server through the power client project.



Below file folder shows the file location on the server after the versions are published. The app has 2 different versions published.



The Client desktop has the version 2021.1.0.1 Application installed on the desktop as shown below:



Question: How can we rollback the app to the earlier version of 2021.0.0.1.  
Please do let me know if you need more info.

Thank you for the support and help extended on this matter. If this functionality is not part of PB 2019 R3 Build:2703 please get me more details on it.

Thanks & Regards  
Ranjith Singh Lakshman